

Ministry of Housing, Communities and Local Government

Main Estimate 2019-20: Estimates Memorandum

1 Overview

Supply Estimates are the means by which the Government seeks authority from Parliament for its own spending each year. The Main Estimate starts this process and is presented to Parliament by the Treasury at the start of the financial year to which it relates.

This memorandum for 2019-20 provides the Housing, Communities and Local Government Select Committee with details of the strategic overview and objectives of the Department along with a summary of the key budgets that will enable the Department to meet these objectives.

As at the Supplementary Estimate, this memorandum is being presented in a revised format following new guidance and templates issued by the House of Commons to Government Departments. The new format builds on existing best practice whilst also improving the quality and consistency of memoranda presented to Select Committees.

1.1 Objectives

MHCLG's objectives, as set out in its published Single Departmental Plan, are as follows:

1. Deliver the homes the country needs

We are delivering a wide-ranging programme of activity to create, fund and drive a market which will deliver 300,000 homes a year sustainably by the mid-2020s.

2. Make the vision of a place you call home a reality

We are taking steps to help people now to find the right home. This includes helping the most vulnerable people in our society through preventing homelessness and rough sleeping; and improving people's access to, and experience of, the housing market.

3. Deliver a sustainable future for local government, strengthening its connection with the communities it serves

We are progressing reforms to the local government finance system, ensuring that public services are stronger, the allocation of funding is fairer, gives local authorities more control over the money they raise, and supports the delivery of local services in the most sustainable and efficient way.

4. Create socially and economically stronger and more confident communities

We are working to address inequality, increase social cohesion, and boost local growth in all parts of the country.

5. Secure effective support for those affected by the Grenfell Tower disaster, delivering the changes this tragedy demands and ensuring people are safe and feel safe within their homes

We are responding to the Grenfell Tower tragedy, including ensuring those directly affected have the support they need, now and in the years to come; and that high-rise residential buildings are safe and feel safe.

6. Support a smooth exit from the European Union

We are providing assurance and stability to our sectors to help them to prepare for EU Exit, including supporting the UK's transition from European growth programmes.

7. Maintain MHCLG as a great place to work

We will invest in our people by prioritising inclusion and diversity, nurturing talent, and strengthening of capabilities, while continuing to make great policy by optimising our use of data, building our digital capacity and increasing flexibility and productivity.

The budgets held by the Department and the expenditure that is undertaken are in support of these objectives. Details of the spending that relates to each objective is given in Section 3.

1.2 Spending controls

MHCLG's spending is broken down into several different spending totals, for which Parliament's approval is sought.

The spending totals on which Parliament votes are:

- **Resource Departmental Expenditure Limit (Resource DEL or RDEL)** – this budget covers current expenditure and comprises two distinct types of budgets:
 - *Programme budgets* which fund the current expenditure of delivering programmes (e.g. the legal costs associated with capital grant programmes) and;
 - *Administration budgets* which fund the costs of running the Department (and its arms-length bodies) including accommodation and pay.

MHCLG is unusual among Government Departments in that it has two Resource DEL budgets. These are to cover the Department's core function (the 'Communities' budget) and those which are delivered through local authorities (the 'Local Government' budget).

- **Capital Departmental Expenditure Limit (Capital DEL or CDEL)** – this budget covers expenditure on assets, investment and capital grants and comprises two distinct types of budgets:
 - *Capital grant budgets* which fund capital costs of delivering programmes and;
 - *Financial transaction budgets* which fund programmes that provide financial instruments such as loans or purchase of equity.

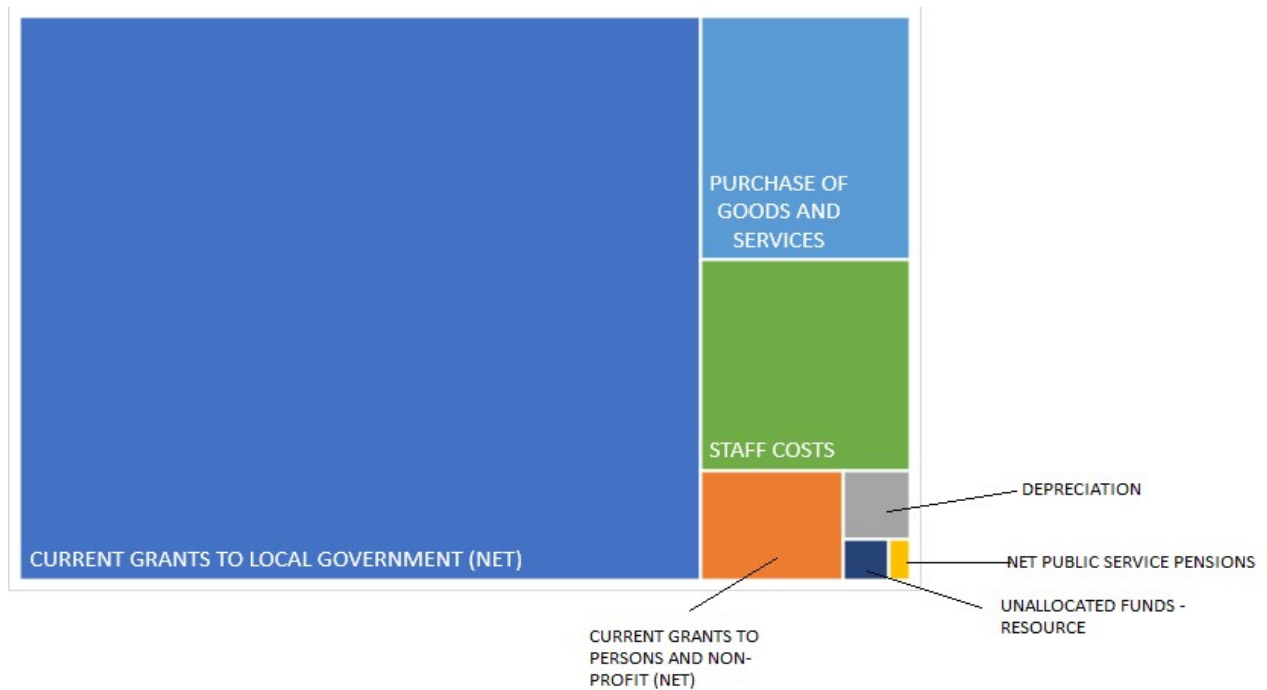
- **Resource Annually Managed Expenditure (Resource AME or RAME)** – this budget covers current expenditure that is inherently volatile or demand-led meaning that Departments do not always have the ability to manage spending, for example, impairments, provisions and pension scheme movements.

In addition, Parliament votes on a net cash requirement, designed to cover the elements of the above budgets which require MHCLG to pay out cash in year.

1.3 Main areas of spending

The graphics below shows the main components of MHCLG’s proposed budget for the current year, after taking account of the latest Supplementary Estimate. They also show the proportions of funds spent on its main activities.

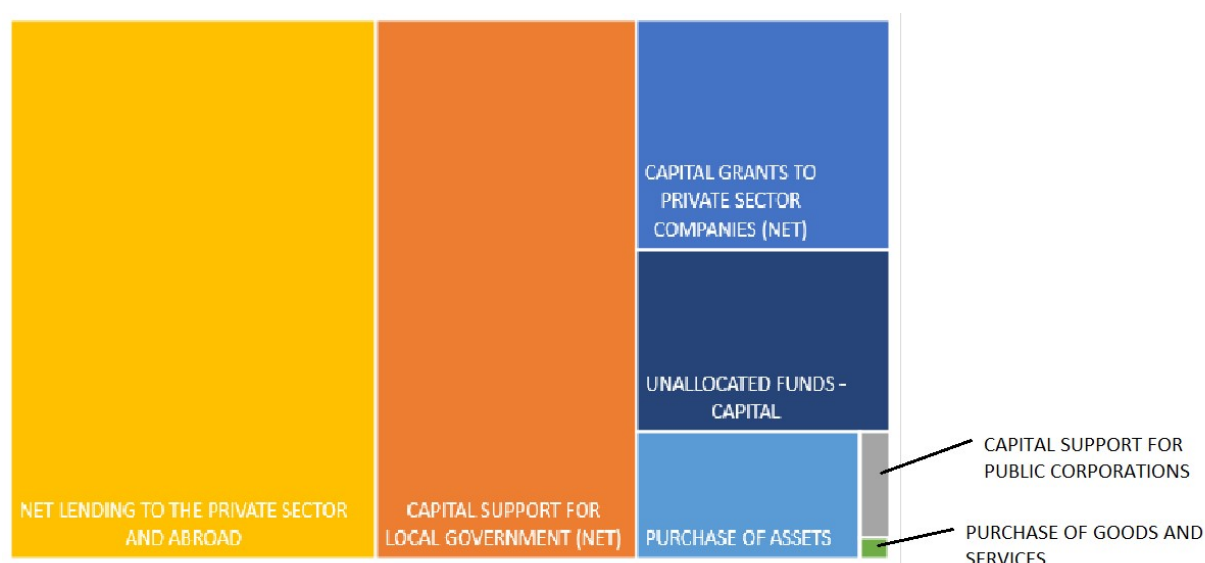
1. MHCLG Communities Resource DEL (Programme and Administration): Total budget £2.6 billion, 2019-20



2. MHCLG Local Government Resource DEL: Total budget £5.2 billion, 2019-20

The totality of Local Government DEL Resource budget (£5.2 billion) is spent on current grants to Local Government.

3. MHCLG Capital DEL (Grants and Financial Transactions): Total budget £10.7 billion, 2019-20



1.4 Comparison of spending totals sought

The table below shows how the totals sought for MHCLG at Main Estimate 2019-20 compared with Supplementary Estimate 2018-19 budgets and Main Estimate 2018-19 budgets.

Spending total Amounts sought this year (Main Estimate 2019-20)		Compared to final budget last year. (Supplementary Estimate 2018-19)		Compared to original budget last year (Main Estimate 2018-19)	
		£ million	%	£ million	%
Resource DEL (Communities)	£2,601m	+£65m	+3%	-£217m	-8%
Resource DEL (Local Government)	£5,206m	+£368m	+8%	+£902m	+21%
Capital DEL	£10,686m	+£2,568m	+32%	+£1,269m	+13%
Resource AME	£19,053m	-£3,765m	-17%	-£3,530m	-16%

1.5 Key drivers of spending changes since last year

Communities Resource DEL

Compared to original budget last year (Main Estimate 2018-19)

The Department's Communities Resource DEL budget for 2019-20 is £217 million (-8%) lower than the budget allocated at Main Estimate 2018-19.

Whilst the Department was allocated a reduced Resource DEL budget at SR15, through fiscal events and further flexibilities agreed with HM Treasury since this time, the Department has secured changes to our budget to support and reflect the delivery of our objectives. The amount and distribution of these across financial years impacts the totality of the budget available to the Department.

The variance from Main Estimate 2018-19 can be largely attributed to the fact that the Department has a reducing Resource DEL budget based on the allocations made at Spending Review 2015 (SR15). For 2019-20, the Department was allocated a budget of £1,190 million at SR15. This is £110 million lower than the SR15 budget for 2018-19.

In addition, when comparing with Main Estimate 2018-19, there are a number of key budget changes that contribute to the variance seen. These include;

- £205 million of depreciation budget for which there is no equivalent amount this year.
- £278 million of reprofiled budgets from previous years into 2018-19, for which there is no equivalent amount this year.

However, these are partially offset by additional budget secured through Autumn Budget 2017 and 2018 and a switch being made at from Capital DEL 2019-20 budgets to Resource DEL budgets of £235 million.

More detail can be found on the changes made to our budgets in Table B which is an annex to this document.

Compared with final budget last year (Supplementary Estimate 2018-19)

The Department plans to spend £65 million (+3%) more this year, bringing our total expected Communities Resource DEL spend to £2,601 million. This is a relatively small variance.

Whilst the Department's Main Estimate 2018-19 budget was significantly higher, at Supplementary Estimate 2018-19, the Department surrendered £228 million. The surrender related to the Community Housing Fund (£97 million) and Voluntary Right to Buy (£130 million) which being demand led programmes are susceptible to changes in required budget. This surrender had made the difference between final budget last year and budget sought this year much smaller.

As mentioned above, the Resource DEL budget has been impacted by subsequent changes to budgets agreed post SR15. Details on all changes to the SR15 budgets can be found in Table B.

A portion of our Resource DEL budget relates to the Department's administration budget; of the overall budget, the administration budget amounts to £278m. More details on this year's spend and how it compares to previous years can be found below in Section 1.8.

Local Government Resource DEL

Compared to original budget last year (Main Estimate 2018-19)

The Local Government Resource DEL budget has increased by £902 million compared with Main Estimate in 2018-19. This has been driven by new funding announced for Social Care pressures. The increased budget for these pressures has been partially offset by reductions in grant for Business Rates Retention Pilots in exchange for the retention of additional business rates.

Compared with final budget last year (Supplementary Estimate 2018-19)

At the Main Estimate 2019-20, the budget sought is £368 million higher than the budget at Supplementary Estimate 2018-19 primarily due to an increase of £450 million relating to Business Rate Reliefs. As at Main Estimate 2018-19, these increases have been somewhat offset by reductions in grant for Business Rates Retention Pilots in exchange for the retention of additional business rates.

Capital DEL

The Department's capital budgets can be split into two areas 'Capital Grant' and 'Capital Financial Transactions' where we have budgets of £5,023 million and £5,664 million respectively. Both areas have an increased budget in 2019-20.

Compared to original budget last year (Main Estimate 2018-19)

The Department's Capital DEL budget for 2019-20 is £1,269 million (+13%) higher than the budget allocated at Main Estimate 2018-19.

Whilst the Capital DEL budget that was allocated at SR15 was £337 million lower, the Department has been allocated significant further amounts to support additional spending to meet Government objectives, particularly on housing - improving the quality of housing, diversifying the market and delivering 300,000 net additional dwellings by the mid-2020s. These additional amounts (of which more detail can be found in Table B) have resulted in a significant increase in Capital DEL budgets available to the Department.

Compared with final budget last year (Supplementary Estimate 2018-19)

The Department has a budget of £10,686 million in 2019-20, an increase of £2,568 million (+32%) compared with Supplementary Estimate 2018-19.

The difference between budgets sought for 2019-20 compared with original and final budgets in 2018-19 can be attributed to;

- Additional flexibilities and allocated further budgets by HM Treasury which have significantly increased the Capital DEL budget that is available to the Department for 2019-20.
- Budget changes made at the Supplementary Estimate 2018-19. The Department surrendered £544 million of Capital Financial Transaction budget in respect of budgets not needed for demand led programmes and also because we secured more income than we had planned to. £562 million of budget was also reprofiled into future years to meet demand and match delivery profiles. The total reduction to the Department's final budget in 2018-19 amounted to £1,106 million which therefore increases the difference in budgets when compared with amounts sought for 2019-20.

Resource AME

The AME budget has reduced, largely due to a reduction in the locally retained share of business rates. This follows the introduction of a new 75% Business Rates Retention Pilots scheme this year which replaces the 100% Business Rates Retention Pilots scheme for 2018-19.

1.6 New policies and programmes; ambit changes

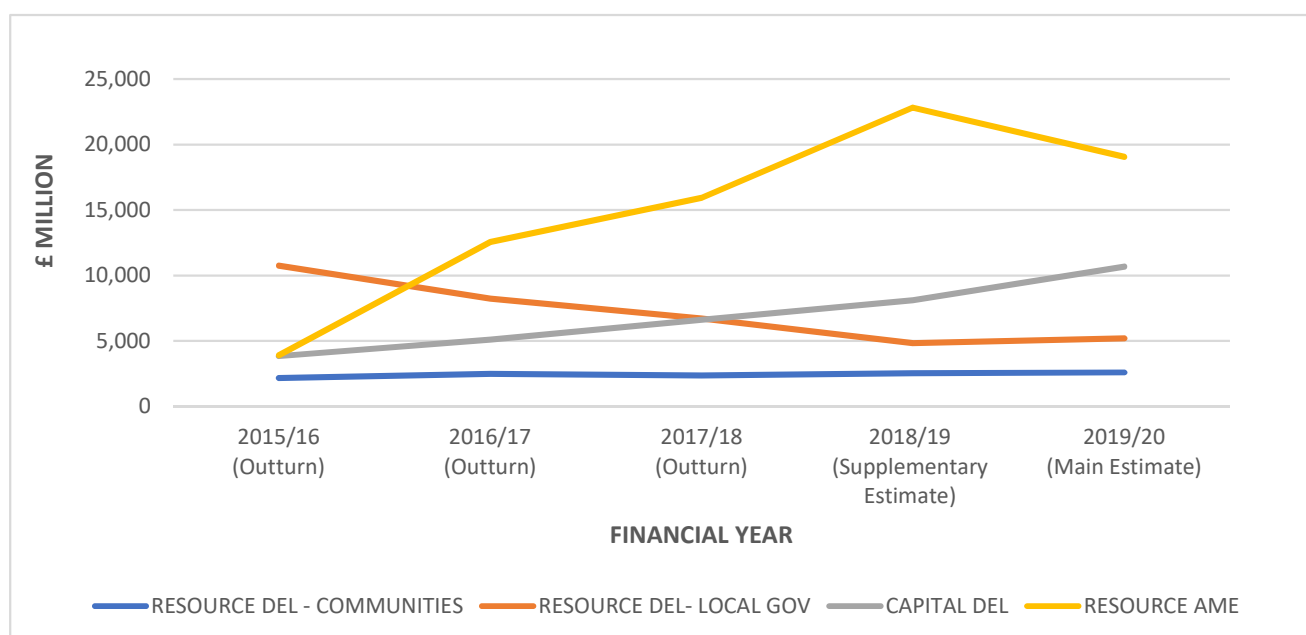
The ambit is a description of the services or purposes to which expenditure and income are to be put in respect of each of the relevant budget control total.

The Department has amended the ambit wording to better reflect the contributions our programmes deliver to society as a whole. The wording 'cultural institutions and society in general' has been added to the to reflect this. The revised paragraph now reads as follows;

'Supporting local economies across the country to boost productivity and deliver inclusive growth for all our communities, cultural institutions and society in general; economic growth and devolving powers and responsibilities at a local level; EU structural funds and ERDF programme; UK Holocaust Memorial project.'

1.7 Spending trends

The chart below shows overall spending trends for the last four years & plans presented in the Main Estimate for 2019-20.



Overall, spending on Communities RDEL has been relatively stable in recent years with limited variation between years.

In line with the Government's ambition for housing, the Department has spent increasing amounts on its CDEL programmes each year (£3.8billion in 2015-16 compared to £10.7 billion planned spend in 2019-20).

More than half (53%) of our planned spend this year is across a portfolio of loans and investments in the housing market (known as financial transactions) with the remainder paid as grants. This percentage has increased from 30% in 2014-15 as the Department has increasingly focused on providing support to the market through financial transactions which provide a better return for the taxpayer, as they generate income flows that support future investment.

Part of the Department's remit is to manage and provide funding to local government on behalf of central government. All our spending on Local Government DEL and almost all the Department's Annually Managed Expenditure (AME) is for Local Government.

12.5% of Local Government Resource DEL will be paid as Revenue Support Grant. This funding can be spent by local authorities on any service. The Revenue Support Grant is decreasing across this Spending Review period. However, local authorities have access to £46.4 billion of Core Spending Power in 2019-20, which represents a real-terms increase and a 2.8% increase in cash terms compared to the previous financial year. Core Spending Power is a wider measure of the resources available to local government, including council tax and retained business rates. The Department publishes an annual summary of Core Spending Power – the latest publication can be found here:

<https://www.gov.uk/government/publications/core-spending-power-final-local-government-finance-settlement-2019-to-2020>

Other grants and payments to local authorities from Local Government Resource DEL include the Better Care Fund and business rate reliefs which are increasing across the Spending Review period.

The introduction of business rates retention from 2013-14 saw a consequential reduction in DEL and an increase in AME following classification changes. The retained element of business rates (the local share) scores as AME in MHCLG's Estimate. There is a year on year reduction in 2019-20 following the introduction of 75% business rates retention pilots following the end of the 100% business rate pilots in 2018-19.

Retained business rates are recorded as a non-cash expenditure item in the Department's accounts and the amount estimated to be retained by local authorities in 2019-20 is £17.8 billion (£20.7 billion in 2018-19).

1.8 Administration costs and efficiency plans

Spending total Amounts sought this year (Main Estimate 2019-20)		Compared to final budget last year. (Supplementary Estimate 2018-19)		Compared to original budget last year (Main Estimate 2018-19)	
		£ million	%	£ million	%
Administration non ringfenced	- £258m	-£20m	-7%	+£12m	+5%
Administration ringfenced	- £20m	-	-	-	-
Total	£278m	-£20m	-7%	+£12m	+5%

Ringfenced administration budget relates to depreciation

Between 2010 and 2015, the Department accepted the one of largest budget cuts of any Government Department. At the 2015 Spending Review, the Department committed to making savings on administration budgets based on activities required of the Department at the time.

The Department has continued to drive the efficiencies to which it is committed. However, the Department took on significant new work from 2017-18 with a corresponding increase in programme and administration budgets to support our ambitious agenda on housing, our response to the Grenfell tragedy and the establishment of the Building Safety Programme. This additional work continues in 2019-20.

To support MHCLG meet its increased responsibilities, the Department has agreed additional funding with HM Treasury as follows:

- Our Autumn Budget 2017 settlement allows the Department to switch Resource DEL programme budget to Resource DEL administration budget to cover the additional administration costs of responding to Grenfell. This switch is being allocated at the Main Estimate and amounts to £11 million in 2019-20.
- Subsequently agreed flexibilities allow the Department to switch budget from Capital DEL to Resource DEL Administration, this switch is being allocated at the Main Estimate and amounts to £18.75 million in 2019-20.
- An increased income cap allowing MHCLG to retain £141m of income in 2019-20 to fund Resource DEL administration spending.

HM Treasury has also allocated the Department additional amounts at Main Estimate as follows:

- Additional budget of £4.4 million to fund additional pressures associated with the Autumn Budget 2018 SCAPE discount rate change which have resulted in Civil Service Pension Scheme rates rising from 20.9% to 27.0% from 1 April 2019.
- Additional budget of £5 million to support costs associated with EU Exit. This forms part of an overall allocation of £35 million in 2019-20 of which £5 million has been allocated to Resource DEL Administration budgets.

Further flexibility is available to the Department through a switch to administration from housing capital budgets to fund the costs of delivering those programmes. In 2018-19, this switch amounted to £33 million and was processed through the Supplementary Estimate. This accounts for the lower budget sought at Main Estimate 2019-20 compared with the Supplementary Estimate 2018-19 budget. The Department intends to complete a further capital to resource admin switch at Supplementary Estimate 2019-20 to increase administration budgets to fully reflect the allocation of departmental resources to support programmes.

1.9 Funding: Spending Review and Budgets

The Spending Review (SR) in Autumn 2015 set the overall Departmental budget up to 2019-20 for resource expenditure and to 2020-21 for capital expenditure. Since that time, the Government has made a number of changes to 2019-20 Spending Plans including announcements of additional funding in Budgets and Autumn Statements. Details of funding changes made at these fiscal events are set out in the table at Annex B.

At Autumn Budget 2016, additional gross capital investment was made available for the National Productivity and Investment Fund (NPIF) to support affordable housing growth. Additional funding made available for 2019-20 included:

- £800 million for the Housing Infrastructure Fund
- An additional £362 million for the Affordable Housing Programme
- £560 million for Accelerated Construction

At Autumn Budget 2017, a package of more than £15 billion of new financial support over the following five years was announced to support the Department's housing objectives. Additional funding available for 2019-20 is listed below:

- £2.8 billion for the Help to Buy Equity Loan scheme
- £522 million in loan and equity funding as part of the Home Building Fund to support Small and Medium Enterprises
- £70 million for Estate Regeneration
- £180 million for Housing Infrastructure Fund (Strategic Infrastructure and Remediation)
- £300 million for Small Sites: Infrastructure and Remediation
- £185 million for a Land Assembly Fund
- £70 million for Voluntary Right to Buy for Housing Association Tenants
- £10 million for Private Rented Sector Access Schemes
- £9 million for support for the Grenfell community
- £64 million for Starter Homes Land Fund
- £1 billion for the Affordable Housing Programme

Some of the above budgets have subsequently been readjusted to match budgets to expected delivery profiles this year. Further details can be found in the tables in Section 2.

At Autumn Budget 2018, additional funding was announced to boost efforts to build the homes communities need further, restore the dream of home ownership, help our high streets and support councils to deliver local services. Additional funding was made available as follows:

- £2 million for Development Corporations
- £14 million for the Future High Streets Fund, including £0.5 million for Capital DEL
- £4.3 million for Strategic Housing Deals
- £2.8 million for Neighbourhood Forums
- £240 million for Adult Social Care Winter Pressures
- £410 million for Social Care Support
- £273 million for Business Rates relief for retail properties
- £129 million extension of Devolution Deal and GLA Business Rates Retention Pilots

HM Treasury have also allocated MHCLG £35 million to meet the costs associated with exiting the European Union. More detail can be found in Section 2.

1.10 Other funding announcements

Any spending announcements requiring funding in 2019-20 but not listed at Annex B relate to money reallocated from within existing budgets, rather than 'new', additional money. These include:

- **Rough Sleeping Strategy:** The Government has now committed over £1.2 billion to tackle homelessness and rough sleeping over the current Spending Review period, which includes the cross-government Rough Sleeping Strategy, published in August 2018. The Rough Sleeping Strategy sets out an ambitious £100 million RDEL package across 2018-19 and 2019-20 to help

people who sleep rough now and put in place the structures that will end rough sleeping once and for all. This year's budget of £92 million for Rough Sleeping includes £46 million allocation to Rough Sleeping Initiative (announced in March 2018), £38 million for Rapid Rehousing pathway, £5 million for Non-UK nationals fund, £3 million for an Offender accommodation pilot & the remainder for evaluation and research.

- **Housing Deals:** In March 2018, the Secretary of State announced total funding of £389 million beginning in 2018-19 and continuing in this financial year, to fund housing deals in Oxfordshire, Greater Manchester and West Midlands. This will support delivery of 542,000 homes by 2035.
- **Commonwealth Games Athletes' Village:** In October 2018, the Government announced £165 million investment to support the Commonwealth Games Athletes' Village, which will unlock 5,000 new homes in the area after the Games, creating a long-lasting legacy for Birmingham and for the Games. Funding for this for the current financial year (up to £88 million CDEL) has been found from reprioritising other programmes, notably the Housing Infrastructure Fund. This will not reduce the overall quantum of the Housing Infrastructure Fund as we intend to return funding in later years.
- **Borderlands Growth Deal:** As announced at Spring Statement 2019, MHCLG will invest up to £30 million CDEL in this Spending Review period to support the deal. Funding will support economic development across the region.

In line with good budget management, the Department is able to reprioritise its budgets in response to market conditions and ensure that funding is allocated to programmes that are able to progress good quality, value for money projects in order to achieve objectives as laid out in the Single Departmental Plan.

The Department's capital budgets predominantly relate to complex, multi-year programmes. The inherent nature of such programmes can result in changes to expenditure profiles as delivery plans develop. Allocated budgets are monitored and adjusted to match the most recent expected spend profile.

2 Spending detail

2.1 Explanations of changes in spending

In the following tables, differences of more than 10% **and** more than £10 million are explained in detail in a note beneath the relevant table. Due to rounding, numbers may not add up precisely to the totals provided.

Resource DEL - Communities

The table below shows how MHCLG's spending plans for Resource DEL (Programme and Administration) in the Communities Budget compare with 2018-19 Supplementary Estimate. Our administration budgets appear on several estimate rows. This is because of budgeting rules on depreciation and income classified as administration, and because administration spending in our arms-length bodies (ALBs) appear on different estimate rows to spend in the core department.

Subheads	Strategic Objective	Programme	Resource				
			2019-20 (Main Estimate budget sought)	2018-19 (Supplementary Estimate budget approved)	Change from Supplementary Estimate 2018-19		See note number
			£ million	£ million	£	%	
A - Local Government & Public Services	SO1	Building affordable homes	0.4	-1.5	1.9	-130%	
	SO3	Digital	3.8	3.8	0.0	0%	
		LG Accountability & Stewardship	42.4	12.1	30.3	250%	1
	SO4	Integration strategy	24.0	76.2	-52.2	-68%	2
		Local industrial strategies	0.0	0.5	-0.5	-100%	
	Midlands engine	0.2	0.3	-0.1	-33%		
	Northern Powerhouse	0.6	0.2	0.4	170%		

		Resilience & Emergencies	0.0	2.4	-2.4	-100%	
		Troubled Families Programme	6.0	6.0	0.0	0%	
	SO5	Grenfell Recovery	21.2	24.5	-3.3	-14%	
	SO6	EU Exit	35.0	0.0	35.0		3
A - Local Government & Public Services Total			133.6	124.5	9.1	7%	
B - Housing & Planning	SO1	Building affordable homes	1,107.3	1131.2	-23.9	-2%	
		Infrastructure for housing	2.0	0.0	2.0		
		Market diversification	26.0	24.2	1.8	8%	
		More land in the right places	0.0	0.6	-0.6	-100%	
		Planning Reform	32.8	35.4	-2.6	-7%	
		Public Sector Land	2.3	16.8	-14.5	-87%	4
	SO2	Homelessness	275.8	272.3	3.5	1%	
		Leasehold reform	1.2	1.8	-0.6	-33%	
		Reform of private rental sector	5.2	7.3	-2.1	-29%	
		Rough sleeping	92.0	51.0	41.0	80%	5
		Social housing green paper	13.1	10.4	2.7	26%	
Supported Housing		1.1	0.9	0.2	16%		
		VRTB: PILOT	193.0	10.0	183.0	1830%	6
SO4	City deals and growth deals	1.2	0.4	0.8	228%		
SO5	Building Safety	12.4	3.8	8.6	228%		
Other	Admin including depreciation	43.8	41.2	2.6	6%		
B - Housing & Planning Total			1,809.2	1,607.3	201.9	13%	
C - Decentralisation & Local Growth	SO1	Infrastructure for housing	4.5	15.9	-11.4	-72%	7
	SO4	City deals and growth deals	191.2	153.8	37.4	24%	8
		Deliver ERDF	2.1	-3.5	5.6	-160%	
		Local industrial strategies	17.0	2.2	14.8	686%	9
		Midlands engine	0.0	2.0	-2.0	-100%	
C - Decentralisation & Local Growth Total			214.8	170.4	44.4	26%	
D - Troubled Families	SO4	Troubled Families Programme	146.0	185.9	-39.9	-21%	10
D - Troubled Families Total			146.0	185.9	-39.9	-21%	

E - Research, Data & Trading Funds	Corporate	Corporate	7.2	5.6	1.6	28%	
	SO4	Deliver ERDF	14.0	11.9	2.1	17%	
E - Research, Data & Trading Funds Total			21.2	17.5	3.7	21%	
F - MHCLG Staff, Building and Infrastructure Costs	Corporate	Corporate	7.5	6.8	0.7	10%	
	Other	Admin including depreciation	191.0	196.8	-5.8	-3%	
F - MHCLG Staff, Building and Infrastructure Costs Total			198.5	203.6	-5.1	-3%	
G -Departmental Unallocated Provision	Other	Departmental Unallocated Provision	10.5	0.0	10.5		11
G - Departmental Unallocated Provision Total			10.5	0.0	10.5		
H - Local Government & Public Services (ALB)(Net)	Other	Admin	17.8	17.9	-0.1	-1%	
G - Local Government & Public Services (ALB)(Net) Total			17.8	17.9	-0.1	-1%	
I - Housing & Planning (ALB)(Net)	SO1	Building affordable homes	1.6	2.1	-0.5	-27%	
		Help to buy	4.4	24.5	-20.1	-82%	12
		Infrastructure for housing	6.0	20.0	-14.0	-70%	13
		Market diversification	22.9	9.9	13.0	132%	14
		More land in the right places	-4.2	-2.0	-2.2	108%	
		More land in the right places Depreciation	0.0	99.8	-99.8	-100%	15
		Public Sector Land	-7.1	11.6	-18.7	-161%	16
	Other	Admin including depreciation	25.5	42.3	-16.8	-40%	17
I - Housing & Planning (ALB)(Net) Total			49.1	208.2	-159.1	-76%	
Total RDEL MHCLG Communities			2,600.7	2,535.3	65.4	3%	

1. **LG Accountability & Stewardship:** Additional funding sought for this programme compared with Supplementary Estimate 2018-19 is to support the expanded number of Business Rate Retention Pilot schemes in 2019-20.

2. **Integration strategy:** 2019-20 budget has been amended to bring the allocated budget in line with expected spend for the year. It is intended that budgets for English Language Programme and UK Holocaust Memorial Fund will be sought through a reserve claim later in the year.

3. **EU Exit:** HM Treasury have allocated MHCLG £35 million to meet the costs associated with exiting the European Union. Local authorities will receive £20 million to help support their preparations for Brexit, in addition to amounts that have previously been allocated in 2018-19. The remaining budget will be utilised to help local authorities with specific costs which may arise following Brexit¹.
4. **Public Sector Land:** The 2019-20 budget has been updated in line with expected spend for the year, taking into consideration forecast income which is higher than last year, thus requiring a lower net budget.
5. **Rough sleeping:** A budget of £92 million has been allocated to Rough Sleeping. This includes a £45 million allocation to the Rough Sleeping Initiative (announced in March 2018), £38 million for Rapid Rehousing pathway, £5 million for non-UK nationals fund, £3 million for Offender accommodation pilot and the remainder on evaluation and research.
6. **Voluntary Right to Buy pilot:** The 2019-20 budget supports the planned extension of the Voluntary Right to Buy pilot in 2019-20.
7. **Infrastructure for housing:** The budget being allocated reflects the cost of supporting the delivery of housing deals in 2019/20.
8. **City deals and growth deals:** This programme includes funding for Local Enterprise Partnerships, Stronger Towns Fund, Coastal Communities and Devolution Deals. The increase in funding relates to the recently announced Stronger Town Funds programme. There is currently no budget allocated for Coastal Communities; as agreed with HM Treasury, a reserve claim will be made at Supplementary Estimate to provide budget cover for 2019-20.
9. **Local industrial strategies:** This programme comprises funding for the High Streets Fund and SSI Steelworks. The increase in funding seen at Main Estimate is predominantly due to a budget of £14 million being provided for the recently announced High Streets Fund.
10. **Troubled Families Programme:** Payments on this programme are demand-led, according to results of Local Authorities. The budget allocated for 2019-20 reflects expected spend for the year. Should the results of Local Authorities require payments that exceed the value of the budget currently allocated, the Department will reprioritise from within its existing resources.
11. **Departmental Unallocated Provision:** The Department is holding £10.5 million worth of unallocated budget to cover a number of Budget Cover Transfers to other Government Departments which will be processed through the Supplementary Estimate.
12. **Help to Buy:** Additional budget was allocated at the 2018-19 Supplementary Estimate due to the introduction of a new accounting standard IFRS 9 which changed how some costs attributable to Help to Buy Scheme should be budgeted for. It has been agreed with HM Treasury that the Department can make a Reserve Claim at 2019-20 Supplementary Estimate for these costs, accordingly, a lower budget is being sought at Main Estimate to reflect this.

¹ <https://www.gov.uk/government/news/councils-in-england-to-receive-over-50-million-to-support-brexit-preparations>

13. **Infrastructure for housing:** Budget sought in 2019-20 appears lower than that in the previous year however, this budget line will be increased by a further £10.5 million at Supplementary Estimate 2019-20 when the Department completes the switch from Capital DEL to Resource DEL (more detail can be found on this switch in Section 1.8).
14. **Market diversification:** As above, once a further switch from Capital DEL to Resource DEL is processed through Supplementary Estimate 2019-20, this programme should receive an additional £8.8 million of funding bringing the budget for 2019-20 in line with that in 2018-19.
15. **More land in the right places - depreciation:** The Department does not require any depreciation budget in 2019-20 for Starter Homes as the legislative framework for Starter Homes is not yet in place.
16. **Public Sector Land:** Budget sought reflects revised forecast income which was due to be received in 2018-19 but will now be received in this financial year.
17. **Admin including depreciation:** Budget initially sought for 2019-20 is lower than required at Supplementary Estimate 2018-19 owing to the switch that is planned to be made later in the year from Capital DEL to Resource DEL to cover the costs of the Department's increased remit. This switch will bring the final 2019-20 in budget in line with the budget required in 2019-20. More detail on this planned switch can be found in Section 1.8.

Resource DEL – Local Government

The table below shows how MHCLG’s spending plans for Resource DEL in the Local Government Budget compared with 2019-20 Supplementary Estimate.

Note that Local Government Resource DEL is not mapped to Departmental Strategic objectives.

Subheads	Resource DEL				
	2019-20 (Main Estimate budget sought)	2018-19 (Supplementary Estimate budget approved)	Change from Supplementary Estimate 2018-19		See note number
	£ million	£ million	£ million	%	
J - Revenue Support Grant	653.1	1,379.0	(725.9)	-3%	1
K - Other Grants and Payments	4,514.5	3,455.1	1,059.4	31%	2
L - Business Rates Retention	38.3	3.9	34.4	882%	3
Total RDEL Local Government	5,205.9	4,838.0	367.9	8%	

- 1. Revenue Support Grant:** The Revenue Support Grant budget is decreasing across this Spending Review period. There are also reductions to this grant for local authorities participating in the business rates retention pilots. For these authorities, their central government grant is reduced in exchange for the retention of additional business rates.
- 2. Other Grants and Payments:** The increase in budget includes additional funding for Adult Social Care and Business Rate Reliefs.
- 3. Business rates retention:** This increase in budget includes a contingency for Safety Net on account payments in 2019-20.

Capital DEL- Communities

The table below shows how MHCLG's spending plans for Capital DEL in the Communities Budget compared with 2018-19 Supplementary Estimate.

Subheads	Strategic Objective	Programme	Capital				
CAPITAL DEL GRANT							
			2019-20 (Main Estimate budget sought)	2018-19 (Supplementary Estimate budget approved)	Change from Supplementary Estimate 2018-19		See note number
			£ million	£ million	£	%	
A - Local Government & Public Services	SO1	Building affordable homes	1,254.0	801.0	453.0	57%	1
	SO5	Grenfell Recovery	33.0	20.8	12.2	59%	2
A - Local Government & Public Services Total			1,287.0	821.8	465.2	57%	
B - Housing & Planning	SO1	Building affordable homes	167.0	63.4	103.6	163%	3
		Infrastructure for housing	15.0	33.1	-18.1	-55%	4
		Market diversification	30.5	1.5	29.0	1901%	5
		More land in the right places	191.9	160.7	31.2	19%	6
		Public Sector Land	20.0	0.0	20.0		7
	SO2	Homelessness	25.3	2.3	23.0	982%	8
		Leasehold reform	0.0	0.1	-0.1		
		Rough sleeping	0.0	0.5	-0.5	-100%	
		Social housing green paper	0.1	0.0	0.1		
	SO4	Adult Social Care	0.0	55.0	-55.0	-100%	9
SO5	Building Safety	95.8	209.5	-113.7	-54%	10	
B - Housing & Planning Total			545.6	526.1	19.5	4%	
C - Decentralisation & Local Growth	SO1	Infrastructure for housing	128.9	31.9	97.0	304%	11
	SO4	City deals and growth deals	922.3	1,165.3	-243.0	-21%	12

		Deliver ERDF	0.0	-13.9	13.9	-100%	13
		Local industrial strategies	6.2	2.0	4.2	214%	
C - Decentralisation & Local Growth Total			1,057.4	1,185.3	-127.9	-11%	
D - Troubled Families	SO4	Troubled Families Programme	0.0	1.0	-1.0	-100%	
D - Troubled Families Total			0.0	1.0	-1.0	-100%	
E - Research, Data & Trading Funds	Corporate	Corporate	5.8	5.6	0.2	3%	
E - Research, Data & Trading Funds Total			5.8	5.6	0.2	3%	
F - MHCLG Staff, Building and Infrastructure Costs	Corporate	Corporate	14.0	13.8	0.2	2%	
F - MHCLG Staff, Building and Infrastructure Costs Total			14.0	13.8	0.2	2%	
H- Local Government & Public Services (ALB)(Net)	SO1	Market diversification	0.3	0.5	-0.2	-46%	
H - Local Government & Public Services (ALB)(Net) Total			0.3	0.5	-0.2	-46%	
I - Housing & Planning (ALB)(Net)	SO1	Building affordable homes	1,375.2	790.6	584.6	74%	14
		Infrastructure for housing	222.0	33.0	189.0	573%	15
		Market diversification	121.1	63.2	57.9	92%	16
		More land in the right places	388.9	143.7	245.2	171%	17
		Public Sector Land	4.3	65.7	-61.4	-93%	18
	SO2	Supported Housing	1.0	0.3	0.7	202%	
I - Housing & Planning (ALB)(Net) Total			2,112.5	1,096.5	1,016.0	93%	
GENERAL CAPITAL Total			5,022.6	3,650.6	1,372.0	38%	

CAPITAL DEL FINANCIAL TRANSACTIONS							
A - Local Government & Public Services	SO1	Building affordable homes	20.0	35.0	-15.0	-43%	19
A - Local Government & Public Services Total			20.0	35.0	-15.0	-43%	
B - Housing & Planning	SO1	Building affordable homes	0.0	155.0	-155.0	-100%	20
		Help to buy	0.0	135.2	-135.2	-100%	21
B - Housing & Planning Total			0.0	290.2	-290.2	-100%	
I - Housing & Planning (ALB)(Net)	SO1	Help to buy	4,110.2	3,800.0	310.2	8%	21

		Market diversification	463.6	342.3	121.3	35%	22
		More land in the right places	2.8	0.0	2.8		
I - Housing & Planning (ALB)(Net) Total			4,576.6	4,142.3	434.3	10%	
G - Departmental Unallocated Provision	DUP	DUP	1,067.0	0.0	1,067.0		23
G - Departmental Unallocated Provision Total			1,067.0	0.0	1,067.0		
FINANCIAL TRANSACTIONS Total			5,663.6	4,467.5	1,196.1	27%	

CAPITAL DEL Total			10,686.2	8,118.1	2,568.1	32%	
--------------------------	--	--	-----------------	----------------	----------------	------------	--

The Department's capital budgets predominantly relate to complex, multi-year programmes. The inherent nature of such activities can result in allocated budgets not matching to expected spend profile on these programmes. In line with good budget management, the Department is able to reprioritise its budgets in response to market conditions and to ensure that funding is allocated to programmes that are able to progress good quality, value for money projects in order to achieve objectives as laid out in the Single Departmental Plan.

CDEL Grant

- Building affordable homes:** The majority of this line covers funding for the GLA allocation of the Affordable Homes Programme (£788.7 million in 2018-19 and £1.2 billion in 2019-20). The budget increase in 2019-20 is in line with the agreed spending profile for the programme.
- Grenfell Recovery:** £33 million budget has been allocated to cover the costs associated with the Department's commitment to take responsibility for the Grenfell Tower site. The 2019-20 budget is made up of £28 million related to MHCLG taking ownership and management of the Grenfell site and a contribution to Royal Borough of Kensington & Chelsea of £5 million towards the refurbishment of the Lancaster West estate.
- Building affordable homes:** £167 million budget sought at Main Estimate reflects the expected spend on the Brent Cross Development, including the West Thameslink Station project which has now started and will progress further in this financial year.
- Infrastructure for housing:** This programme budget comprises funding for infrastructure for Bicester Garden Town and Housing Infrastructure Funding. Additional funding is required in 2019-20, compared with Supplementary Estimate 2018-19 budget, to meet costs for Bicester Garden Town that were expected in 2018-19 however, will now fall in this financial year.
- Market Diversification:** The majority of the allocated budget for 2019-20 is for the Greater London Authority run part of the Community Housing Fund (£30 million). At Supplementary Estimate 2018-19, the budget for this programme was much lower reflecting the expected spend for pipeline of demand for the

programme early in its lifetime. The higher budget sought in 2019-20 reflects the fact that this pipeline has now developed with higher spend anticipated this year.

6. **More land in the right places:** The budget sought at Main Estimate will be used to match the funding profile agreed with the Greater London Authority and Homes England to deliver the Land Assembly Fund, Small Sites and Accelerated Construction. This programme line also includes budget of £37 million required for Barking Riverside where costs expected to fall in 2018-19 will now be incurred 2019-20.

7. **Public Sector Land:** The budget sought here covers funding for potential land transactions between Homes England and Government Departments. The funding is used to cover the costs of acquiring the site from Government Departments, under an agreement to share future income once the land has been made suitable for housing and sold on to the market.

8. **Homelessness:** The budget increase of £23 million relates to the Move On Fund, a demand-led programme that aims to increase the availability of affordable move-on, or second stage housing, for rough sleepers and those in hostel accommodation. The bidding process is open, and we have reprofiled any unspent Move on Funding from 2018-19 into 2019-20.

9. **Adult Social Care:** At Autumn Budget 2018, MHCLG was allocated additional funding of £55 million for Local Authorities to spend in 2018-19 for home adaptations delivered through the Disabled Facilities Grant.

10. **Building Safety:** The Department has committed to fully fund remediation of Aluminium Composite Material cladding systems for those buildings in the social sector which meet the criteria of the Fund. This is a demand-led programme and accordingly the budget sought reflects the expected value of bids to be funded this financial year.

11. **Infrastructure for housing:** Budget covers Housing Deals programmes including West Midlands and Oxfordshire Housing Deals which are due to spend more in 2019-20 as these housing deals are now underway.

12. **City deals and growth deals:** This line comprises funding for the Local Growth Fund, Coastal Communities and Devolution Deals. The decrease in funding is predominantly due to a the lower spend profile as agreed at SR15 for the Local Growth Fund in 2019-20 compared to 2018-19. There is currently no budget allocated for Coastal Communities; as agreed with HM Treasury, a reserve claim will be made at Supplementary Estimate to provide budget cover for 2019-20.

13. **Deliver ERDF:** Budget for recoveries on the Regional Growth Fund which are received when recipients do not fully meet the conditions of their grant funding agreement. Timing of receipts is difficult to forecast; as in 2018-19, budget will be allocated at Supplementary Estimate 2019-20 when more information is available.

14. **Building affordable homes:** Budget sought represents the Homes England share of the Affordable Homes Programme which due to funding announcements at Autumn Budget 2017 is significantly higher than in previous years.

15. **Infrastructure for housing:** Budget sought at Main Estimate reflects expected spend on the Housing Infrastructure Fund (HIF) (£156m million) and Ebbsfleet Development Corporation (£66 million). The budget allocated for HIF is greater than last year to fund the first full year of delivery of the programme. The budget allocated for Ebbsfleet is in support of capital delivery of the organisation's objectives, some of this being for the Central Area (the heart of the Garden City).

16. **Market Diversification:** This budget line covers a number of programmes including the Home Building Fund and Community Housing Fund. The majority of the increase in total budget relates to Community Housing Fund, as described in note 5, which has a developed pipeline of demand increasing expected spend in 2019-20. This budget line covers the Homes England delivery of the programme.

17. **More land in the right places:** The increase is required to meet delivery profiles on three programmes – Accelerated Construction (£100 million), Land Assembly Fund (£219 million) and Small Sites Fund (£80 million) which are underway.

18. **Public Sector Land:** The budget sought in 2019-20 is for the Single Land programme. This year, a significantly higher volume of receipts are forecast which have resulted in much lower net budget being required than in 2018-19.

CDEL Financial Transactions

19. **Building affordable homes:** The £20 million budget sought at Main Estimate relates to the London Housing Zones Fund. This was £200 million of loan grant funding to the GLA over a 5-year period. The profile was predetermined and agreed with HMT with £35 million being due in 2018-19 and the final £20 million being due in 2019-20.

20. **Building affordable homes:** In previous years, the budget on this programme was required to cover spend on the Manchester Housing Investment Fund. The Department met its £300 million commitment to the fund in 2018-19 so no further budget is being sought in 2019-20.

21. **Help to buy:** The two Help to Buy budget lines should be viewed in conjunction. Overall, the Department is seeking an additional £175 million, reflecting continued strong demand for the programme.

22. **Market diversification:** Budget sought at Main Estimate is based on the current assessment of projects and pipeline development which is greater than that spent in 2018-19 as the pipeline of work has developed.

23. **Departmental Unallocated Provision:** The Department has allocated budgets for 2019-20 Main Estimate based on our best available forecasts for the coming financial year however, this leaves a portion of our CDEL Financial Transactions budget unallocated. In holding this unallocated amount, the Department has flexibility to prioritise budgets in response to market conditions and to ensure that funding is allocated to programmes that are able to progress good quality, value for money programmes.

Resource AME

The table below shows how spending plans for Resource AME compared with last year.

Note that Resource AME is not mapped to Departmental Strategic objectives.

Subheads	Resource AME				
	2019-20 (Main Estimate budget sought)	2018-19 (Supplementary Estimate budget approved)	Change from Supplementary Estimate 2018-19		See note number
	£ million	£ million	£ million	%	
Local Government & Public Services	0.0	8.3	(8.3)	-100%	
M Housing & Planning	0.2	116.2	(116.0)	-100%	1
N Decentralisation & Local Growth	6.1	0.0	6.1		
O Research, Data and Trading Funds	2.0	8.1	(6.1)	-75%	
P MHCLG Staff, Building and Infrastructure Costs	(1.2)	(1.6)	0.4	-25%	
Q Non-Domestic Rates Outturn Adjustments	300.0	50.0	250.0	500%	2
R Local Government & Public Services (ALB)(Net)	2.9	3.1	(0.2)	-8%	
H Housing & Planning (ALB)(Net)	710.5	875.5	(165.0)	-19%	1
T Business Rates Retention	18,032.6	21,758.0	(3,725.4)	-17%	3
Total Resource AME	19,053.1	22,817.6	(3,764.5)	-16%	

1. Housing & Planning: The £280 million reduction across these lines reflect the lower overall Resource AME budget available to the Department. Should the Department require additional budget cover, this will be sought through the Supplementary Estimate process. The majority of the Department's Resource AME budget is held to cover potential losses on the financial transaction portfolio over the financial year.

2. Non-Domestic Rates Outturn Adjustments: The increase of £250 million Non-Domestic Rates Outturn Adjustments will be used to fund Business Rates reconciliation payments in (under Subhead R) in respect of 2018-19 outturns later in the year once local authorities submit their annual returns. Any unutilised budget will be returned to the Treasury.

3. Business Rates Retention: The AME reduction for Business Rates Retention follows the ending of the 2018-19 100% business rates retention pilot scheme and the introduction of a 75% retention pilots scheme. An increase could be expected at the Supplementary Estimate following the submission of local authority business rate outturn returns for 2018-19 later in the year.

2.2 Restructuring

No restructuring has taken place in MHCLG this year.

2.3 Ring fenced budgets

Within the totals, the following elements are ring fenced. This means that savings in these budgets may not be used to fund pressures on other budgets.

Resource DEL

Ring fenced budgets Amounts sought this year (Main Estimate 2019-20)		Compared to final budget last year. (Supplementary Estimate 2018-19)		Compared to original budget last year (Main Estimate 2018-19)	
		£ million	%	£ million	%
Depreciation Programme	£5m	-£95m	-95%	-£205m	-98%
Depreciation Administration	£20m	-	-	-	-

Capital DEL

Ring fenced budgets Amounts sought this year (Main Estimate 2019-20)		Compared to final budget last year. (Supplementary Estimate 2018-19)		Compared to original budget last year (Main Estimate 2018-19)	
		£ million	%	£ million	%
Financial Transactions	£5,664m	£1,197m	27%	£386m	7%

2.4 Changes to contingent liabilities

At Main Estimate, the following changes have been made to contingent liabilities held by the Department:

- The Department has recognised a new contingent liability in respect of the Local Government Association Joint Inspectors Team (JIT) advisory role to the local authority, as part of the Building Safety Programme. The local authority is still responsible for making decisions on enforcement. As the value of the liabilities cannot be determined with sufficient reliability and consequently, this is considered to be unquantifiable.
- The Department previously recognised a contingent liability for potential dilapidations estimated at £750k for a building that was subject to compulsory purchase. The building has since been demolished and therefore the potential liability for dilapidations has been removed.
- A contingent liability has increased from £492k to £675k. The details of the potential liability are withheld for commercial reasons.

3 Priorities and performance

3.1 How spending relates to objectives

The table below shows how expenditure against each subhead (estimate row) contributes to Departmental priorities under the Single Departmental Plan.

Estimate subhead	1: Deliver the homes the country needs	2: Make the vision of a place you call home a reality	3: Deliver a sustainable future for local government, strengthening its connection with the communities it serves	4: Create socially and economically stronger and more confident communities	5: Secure effective support for those affected by the Grenfell Tower disaster, delivering the changes this tragedy demands and ensuring people are safe and feel safe within their homes	6. Support a smooth exit from the European Union	Unallocated – Administration, Local Government Resource DEL and Resource AME	Total
Amounts sought this year (Main Estimate 2019-20 - £ million)								
A Local Government and Public Services	1,274.4	-	46.2	30.9	54.2	35.0	-	1,440.7
B Housing and Planning	1,594.8	606.8	-	1.2	108.2	-	43.8	2,354.8

C Decentralisation and Local Growth	133.4	-	-	1,138.7	-	-	-	1,272.1
D Troubled Families	-	-	-	146.0	-	-	-	146.0
E Research, Data and Trading Funds	-	-	-	14.0	-	-	13.0	27.0
F MHCLG Staff, Building and Infrastructure Costs	-	-	-	-	-	-	212.4	212.4
H Local Government and Public Services (ALB) (Net)	0.3	-	-	-	-	-	17.8	18.1
I Housing and Planning (ALB) (Net)	6,711.7	1.0	-	-	-	-	25.5	6,738.2
J Revenue Support Grant	-	-	-	-	-	-	651.1	653.1
K Other Grants and Payments	-	-	-	-	-	-	4,514.4	4,514.4
L Business Rate Retention	-	-	-	-	-	-	38.3	38.3
M Housing and Planning	-	-	-	-	-	-	0.2	0.2
O Research, Data and Trading Funds	-	-	-	-	-	-	2.0	2.0
P MHCLG Staff, Building and Infrastructure	-	-	-	-	-	-	(1.2)	(1.2)

Q Non-Domestic Rate Outturn Adjustment	-	-	-	-	-	-	300.0	300.0
R Local Government and Public Services (ALB) (Net)	-	-	-	-	-	-	2.9	2.9
S Housing & Planning (ALB)(Net)	-	-	-	-	-	-	710.5	710.5
T Business Rates Retention	-	-	-	-	-	-	18,032.6	18,032.6
N Decentralisation & Local Growth	-	-	-	-	-	-	6.1	6.1
Departmental Unallocated Provision	-	-	-	-	-	-	1,077.0	1,077.0
TOTAL	9,714.6	607.8	46.2	1,330.8	162.4	35.0	25,648.9	37,545.7

We do not collect information about the allocation of spend to Departmental Objective 7 (Maintaining MCHLG as a great place to work). Additionally, Local Government Resource DEL, Communities Resource DEL Administration and Resource AME budgets are not allocated to Departmental Objectives.

3.2 Measures of performance against each priority

MHCLG's Single Departmental Plan² is published online with our priorities, key objectives underpinning them and the metrics and performance by which they are measured.

Our key measures of performance are as follows:

- a. **Deliver the Homes the Country needs**
 - Net additional dwellings per annum
 - Gross supply of affordable housing completions
- b. **Make the Vision of a Places you Call Home a Reality**
 - Rough sleeping count for England
 - Unintentionally homeless and in priority need (acceptances)
- c. **Deliver a Sustainable Future for Local Government**
 - Percentage of local councils accepting 4-year Local Government finance settlement
- d. **Create Socially and Economically Stronger and More Confident Communities**
 - Families engaged in the Troubled Families Programme
 - Number of Devolved Administration City Deals
 - Number of Combined Authority Mayors elected
 - Number of projects which received ERDF growth funding
- e. **Effective Response to the Grenfell Tower Fire**
 - Number of high-rise private and social-sector residential, and publicly-owned, buildings identified with ACM cladding systems unlikely to meet Building Regulations guidance
 - Number of Remediation completed for social and private sector high-rise residential buildings, and student residential buildings which have had remediation completed
- f. **Support a smooth exit from the European Union**
 - No specific performance indicators
- g. **Maintain MHCLG as a great place to work**
 - Civil Service People Survey engagement score

3.3 Major projects

The Department does not currently have any major projects.

² <https://www.gov.uk/government/publications/department-for-communities-and-local-government-single-departmental-plan/ministry-of-housing-communities-and-local-government-single-departmental-plan>

4 Other information

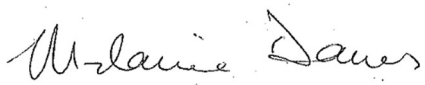
4.1 Additional specific information required by the Select Committee

The Select Committee has not requested any particular information which has not been addressed in this Memorandum.

5 Accounting Officer Approval

This memorandum has been prepared according to the requirements and guidance set out by the House of Commons Scrutiny Unit, available on the Scrutiny Unit website.

The information in this Estimates Memorandum has been approved by myself as Departmental Accounting Officer.



Melanie Dawes

Accounting Officer

Permanent Secretary

Ministry of Housing, Communities and Local Government

8 May 2019